

Ringwood Town Council

Ringwood Gateway, The Furlong, Ringwood, Hampshire BH24 1AT

Tel: 01425 473883

www.ringwood.gov.uk

SUMMONS

Dear Member

23rd April 2026

You are hereby summoned to attend a meeting of the Town Council at the Forest Suite, Ringwood Gateway on 29th April 2026 at 7.00pm.



Mrs C Bennett
Town Clerk

AGENDA

1.* PUBLIC PARTICIPATION

There will be an opportunity for public participation for a period of up to 15 minutes at the start of the meeting

2. To receive Apologies for Absence

3. To receive Declarations of Interest

4. GRANT AID AWARDS

To present certificates for Grant Aid awards as follows:-

- a. £250 to Ellingham & Ringwood Cricket Club towards the costs associated with setting up junior cricket teams; and
- b. £400 to Community Haircuts towards the cost of providing the service

5. To receive a report from Ringwood Police

6. To approve as a correct record the minutes of the meeting on 25th March 2026

7. To receive Minutes of Committees and approve recommendations contained therein:

Recreation, Leisure & Open Spaces	DATE :- 1 st April 2026
Planning, Town & Environment	DATE:- 10 th April 2026
Policy & Finance	DATE:- 22 nd April 2026

RECOMMENDATION:

Treasury Management (*F/6536 refers*) – see separate agenda item

8. TREASURY MANAGEMENT

To consider recommendation from Policy and Finance Committee on 22nd April that the Treasury Management Policy be approved (*Report A*)

9. POULNER LAKES TRANSFER DEED

To authorise sealing of the Poulner Lakes transfer Deed (*Report B*)

10. COMMITTEE COMPOSITION

To consider any changes to the composition of council committees, sub-committees, working parties or panels

11.*To receive such communications as the Town Mayor may desire to lay before the Council

12.*To receive Reports from County and District Councillors

13.*To Receive Reports from Ringwood Town Councillors

14. Forthcoming Meetings – to note the following dates:

Planning, Town & Environment	10.00am	Friday 1st May 2026
Recreation, Leisure & Open Spaces	7.00pm	Wednesday 6 th May 2026
TOWN ASSEMBLY	6.00pm	Wednesday 13th May 2026
Policy & Finance	7.00pm	Wednesday 20 th May 2026
Full Council	7.00pm	Wednesday 27 th May 2026

15. COMMUNICATIONS

Members to decide on items requiring publicity and to confirm a spokesperson if required.

16. EXCLUSION OF THE PRESS AND PUBLIC

To consider exclusion of the press and public from the meeting, in accordance with the Public Bodies (Admission to Meetings) Act 1960, section 1(2), to transact business for which publicity would be prejudicial to the public interest by reason of its confidential nature

17. LEGAL MATTERS

To receive a verbal report from the Town Clerk on legal matters

If you would like further information on any of the agenda items, please contact Mrs Charmaine Bennett, Town Clerk, on 01425 484720 or charmaine.bennett@ringwood.gov.uk

Council Members:

- Chairman: Cllr Rae Frederick, Town Mayor
- Vice-Chairman: Cllr Philip Day, Deputy Mayor
- Cllr Andrew Briers
- Cllr Luke Dadford
- Cllr Ingrid De Bruyn
- Cllr Gareth DeBoos
- Cllr Mary DeBoos
- Cllr Janet Georgiou
- Cllr John Haywood
- Cllr Peter Kelleher
- Cllr James Swyer
- Cllr Michael Thierry
- Cllr Glenys Turner
- Cllr Becci Windsor

Officers:

- Charmaine Bennett, Town Clerk
- Jo Hurd, Deputy Town Clerk

POLICY AND FINANCE COMMITTEE

TREASURY MANAGEMENT POLICY STATEMENT

1. DEFINITION OF THE APPROVED ACTIVITIES OF THE TREASURY MANAGEMENT OPERATION

- 1.1 Responsibility for the activities of the treasury management operation has been delegated to the Finance Manager, who is the Responsible Financial Officer (RFO) under Section 151 of the Local Government Act 1972.
- 1.2 The activities of the treasury management operation cover the following:
 1. analysing internal and external information, cash flow management and methods of transmitting money, i.e. by cheques, bank transfers, Bank Automated clearing system (BACS), Clearing House Automated Payments System (CHAPS) and Direct Debit.
 2. investing temporary surpluses in approved investments and financing capital expenditure by approved borrowing instruments.
 3. ensuring that the repayment dates for the Council's borrowing are reasonably spread out. i.e. the borrowing profile.
 4. dealing with other financial institutions such as banks and the Public Works Loan Board. (PWLB)
 5. ensuring that effective security and controls are in place and an effective operation is reviewed and adhered to.
 6. ensuring that adequate banking arrangements are made and monitored for the Council.

2. FORMULATION OF TREASURY MANAGEMENT STRATEGY

- 2.1 The Council will formulate a plan that covers the raising of capital finance if required to support delivery of specific approved capital projects.
- 2.2 Treasury management activities in the year including investment of surplus money and managing cash flow should be conducted in accordance with the Treasury Management Policy.

3. DEFINITION OF APPROVED SOURCES OF BORROWING

- 3.1 The following list specifies which borrowing instruments the Council may use:
 - PWLB
 - Money Market Loans - Temporary (loans up to 364 days)
 - Local temporary borrowing
 - Bank Overdraft
 - Council's own internal funds (capital receipts and revenue balances)
 - Leasing

- 3.2 No other instrument other than those listed above may be used.

4. APPROVED INSTRUMENTS FOR INVESTMENTS

- 4.1 The Council will use short-term, i.e. from 1 to 364 days, cash deposits in sterling in approved financial organisations for investments. The Council may use a fund manager such as the CCLA to spread investments across multiple financial organisations so long as the maximum amount that can be invested with any one such financial organisation is £250,000 and all of the organisations satisfy the requirements set out in section 5.1.
- 4.2 The Council will consider longer term investments only as part of a wider investment strategy designed to enable specific planned future capital projects. Any such investments will require scrutiny and prior approval by the Council.

5. DEFINITION OF APPROVED ORGANISATIONS FOR INVESTMENTS

The following organisations constitute the counterparties with whom temporary investments will be made.

- 5.1 Banks or building societies which are UK clearing banks or which are incorporated in the UK and which have at least a short term credit rating of F1, according to FITCH the International Rating Agency, will be used for temporary investments
- 5.2 Other Local Authorities
- The Council may invest temporarily with all other local authorities. The maximum each one may borrow is £250,000 for up to 364 days.
- 5.3 Accidental Breach of Limits
- The Council will operate “daylight exposure”. This is a technique that ensures that in no circumstances can limits be exceeded. Normally, in calculating the amount of investment, the Finance Manager is entitled to assume that a sum due back from an organisation will be received on the due date before making a further investment with that organisation. If for some technical reason the repayment does not arrive in the Council’s bank account it is possible that, after a new investment is made with the same organisation, limits will be exceeded.

6. POLICY ON DELEGATION

- 6.1 The RFO is authorised by the Council to exercise the investment and borrowing powers of the Council in accordance with Council Policy, The Chartered Institute of Public Finance and Accountancy’s (CIPFA) Standard of Professional Practice on Treasury Management, and professional codes of practice.

- 6.2 The RFO may delegate the operations of Treasury Management to the Deputy Town Clerk and the Finance Officer in connection with the approved activities of Treasury Management.
- 6.3 The RFO has delegated authority to transfer funds of up to £50,000 from the investment account to the Imprest account (at any one time) and £100,000 between Imprest account and the investment accounts (at any one time), in order to maximise interest earnings whilst meeting contractual arrangements to pay suppliers. Any such transfers will be reported to the subsequent meeting of the Policy & Finance Committee.
- 6.4 Any changes to delegated powers will be approved by Policy and Finance Committee.

7. REVIEW REQUIREMENTS AND REPORTING ARRANGEMENTS

- 7.1 The Finance Manager will report to the Policy and Finance Committee on Treasury Management as follows: -
 - October - for the annual report for the previous year.
 - Monthly - Statement of balances and proposed movements

HM Land Registry

Transfer of part of registered title(s)

TP1

B

Any parts of the form that are not typed should be completed in black ink and in block capitals.

If you need more room than is provided for in a panel, and your software allows, you can expand any panel in the form. Alternatively use continuation sheet CS and attach it to this form.

For information on how HM Land Registry processes your personal information, see our [Personal Information Charter](#).

Leave blank if not yet registered.

When application for registration is made these title number(s) should be entered in panel 2 of Form AP1.

Insert address, including postcode (if any), or other description of the property transferred. Any physical exclusions, such as mines and minerals, should be defined.

Place 'X' in the appropriate box and complete the statement.

For example 'edged red'.

For example 'edged and numbered 1 in blue'.

Any plan lodged must be signed by the transferor.

Remember to date this deed with the day of completion, but not before it has been signed and witnessed.

Give full name(s) of **all** of the persons transferring the property.

Complete as appropriate where the transferor is a company.

Enter the overseas entity ID issued by Companies House for the transferor pursuant to the Economic Crime (Transparency and Enforcement) Act 2022. If the ID is not required, you may instead state 'not required'.

Further details on overseas entities can be found in [practice guide 78: overseas entities](#).

1	Title number(s) out of which the property is transferred: HP654237
2	Other title number(s) against which matters contained in this transfer are to be registered or noted, if any:
3	Property: The top part (as shown on the attached plan) of the land on the north side of North Poulner Road, Ringwood, directly above (north) where North Poulner Road and Kingfisher meet The property is identified <input checked="" type="checkbox"/> on the attached plan and shown: Hatched red <input type="checkbox"/> on the title plan(s) of the above titles and shown:
4	Date:
5	Transferor: Ringwood Town Council of Ringwood Gateway, The Furlong, Ringwood, BH24 1AT <u>For UK incorporated companies/LLPs</u> Registered number of company or limited liability partnership including any prefix: <u>For overseas entities</u> (a) Territory of incorporation or formation: (b) Overseas entity ID issued by Companies House, including any prefix: (c) Where the entity is a company with a place of business in the United Kingdom, the registered number, if any, issued by Companies House, including any prefix:

Give full name(s) of **all** the persons to be shown as registered proprietors.

Complete as appropriate where the transferee is a company. Also, for an overseas company, unless an arrangement with HM Land Registry exists, lodge either a certificate in Form 7 in Schedule 3 to the Land Registration Rules 2003 or a certified copy of the constitution in English or Welsh, or other evidence permitted by rule 183 of the Land Registration Rules 2003.

Enter the overseas entity ID issued by Companies House for the transferee pursuant to the Economic Crime (Transparency and Enforcement) Act 2022. If the ID is not required, you may instead state 'not required'.

Further details on overseas entities can be found in [practice guide 78: overseas entities](#).

Each transferee may give up to three addresses for service, one of which must be a postal address whether or not in the UK (including the postcode, if any). The others can be any combination of a postal address, a UK DX box number or an email address.

Place 'X' in the appropriate box. State the currency unit if other than sterling. If none of the boxes apply, insert an appropriate memorandum in panel 12.

Place 'X' in any box that applies.

Add any modifications.

6	<p>Transferee for entry in the register: Geoffrey Ponchaud, Philip Anthony Nixon, David John Treadwell and Mark Edward Clements</p> <p><u>For UK incorporated companies/LLPs</u> Registered number of company or limited liability partnership including any prefix:</p> <p><u>For overseas entities</u> (a) Territory of incorporation or formation:</p> <p>(b) Overseas entity ID issued by Companies House, including any prefix:</p> <p>(c) Where the entity is a company with a place of business in the United Kingdom, the registered number, if any, issued by Companies House, including any prefix:</p>
7	<p>Transferee's intended address(es) for service for entry in the register: Longacre, 60 Station Road, Fordingbridge, Hants, SP6 1DB</p>
8	<p>The transferor transfers the property to the transferee</p>
9	<p>Consideration</p> <p><input type="checkbox"/> The transferor has received from the transferee for the property the following sum (in words and figures):</p> <p><input type="checkbox"/> The transfer is not for money or anything that has a monetary value</p> <p><input checked="" type="checkbox"/> Insert other receipt as appropriate: This is part of a land swap between Ringwood Town Council and Geoffrey Ponchaud, Philip Anthony Nixon, David John Treadwell and Mark Edward Clements</p>
10	<p>The transferor transfers with</p> <p><input checked="" type="checkbox"/> full title guarantee</p> <p><input type="checkbox"/> limited title guarantee</p>

Where the transferee is more than one person, place 'X' in the appropriate box.

Complete as necessary.

The registrar will enter a Form A restriction in the register *unless*:

- an 'X' is placed:
 - in the first box, or
 - in the third box and the details of the trust or of the trust instrument show that the transferees are to hold the property on trust for themselves alone as joint tenants, *or*
- it is clear from completion of a form JO lodged with this application that the transferees are to hold the property on trust for themselves alone as joint tenants.

Please refer to [Joint property ownership](#) and [practice guide 24: private trusts of land](#) for further guidance. These are both available on the GOV.UK website.

Use this panel for:

- definitions of terms not defined above
- rights granted or reserved
- restrictive covenants
- other covenants
- agreements and declarations
- any required or permitted statements
- other agreed provisions.

The prescribed subheadings may be added to, amended, repositioned or omitted.

Any other land affected by rights granted or reserved or by restrictive covenants should be defined by reference to a plan.

Any other land affected should be defined by reference to a plan and the title numbers referred to in panel 2.

Any other land affected should be defined by reference to a plan and the title numbers referred to in panel 2.

11 Declaration of trust. The transferee is more than one person and

- they are to hold the property on trust for themselves as joint tenants
- they are to hold the property on trust for themselves as tenants in common in equal shares
- they are to hold the property on trust:

In accordance with the terms of the Settlement dated 21 January 2013.

12 Additional provisions

Definitions

Rights granted for the benefit of the property

Rights reserved for the benefit of other land

Include words of covenant.

Restrictive covenants by the transferee

Include words of covenant.

Restrictive covenants by the transferor

Insert here any required or permitted statements, certificates or applications and any agreed declarations and so on.

Other

The transferor must execute this transfer as a deed using the space opposite. If there is more than one transferor, all must execute. Forms of execution are given in Schedule 9 to the Land Registration Rules 2003. If the transfer contains transferee's covenants or declarations or contains an application by the transferee (such as for a restriction), it must also be executed by the transferee.

If there is more than one transferee and panel 11 has been completed, each transferee must also execute this transfer to comply with the requirements in section 53(1)(b) of the Law of Property Act 1925 relating to the declaration of a trust of land. Please refer to [Joint property ownership](#) and [practice guide 24: private trusts of land](#) for further guidance.

Examples of the correct form of execution are set out in [practice guide 8: execution of deeds](#). Execution as a deed usually means that a witness must also sign, and add their name and address.

Remember to date this deed in panel 4.

13 Execution

EXECUTED as a deed by Affixing the Common Seal of Ringwood Town Council:
In the presence of:

Signature.....
Of Councillor

Signature.....
Of Councillor

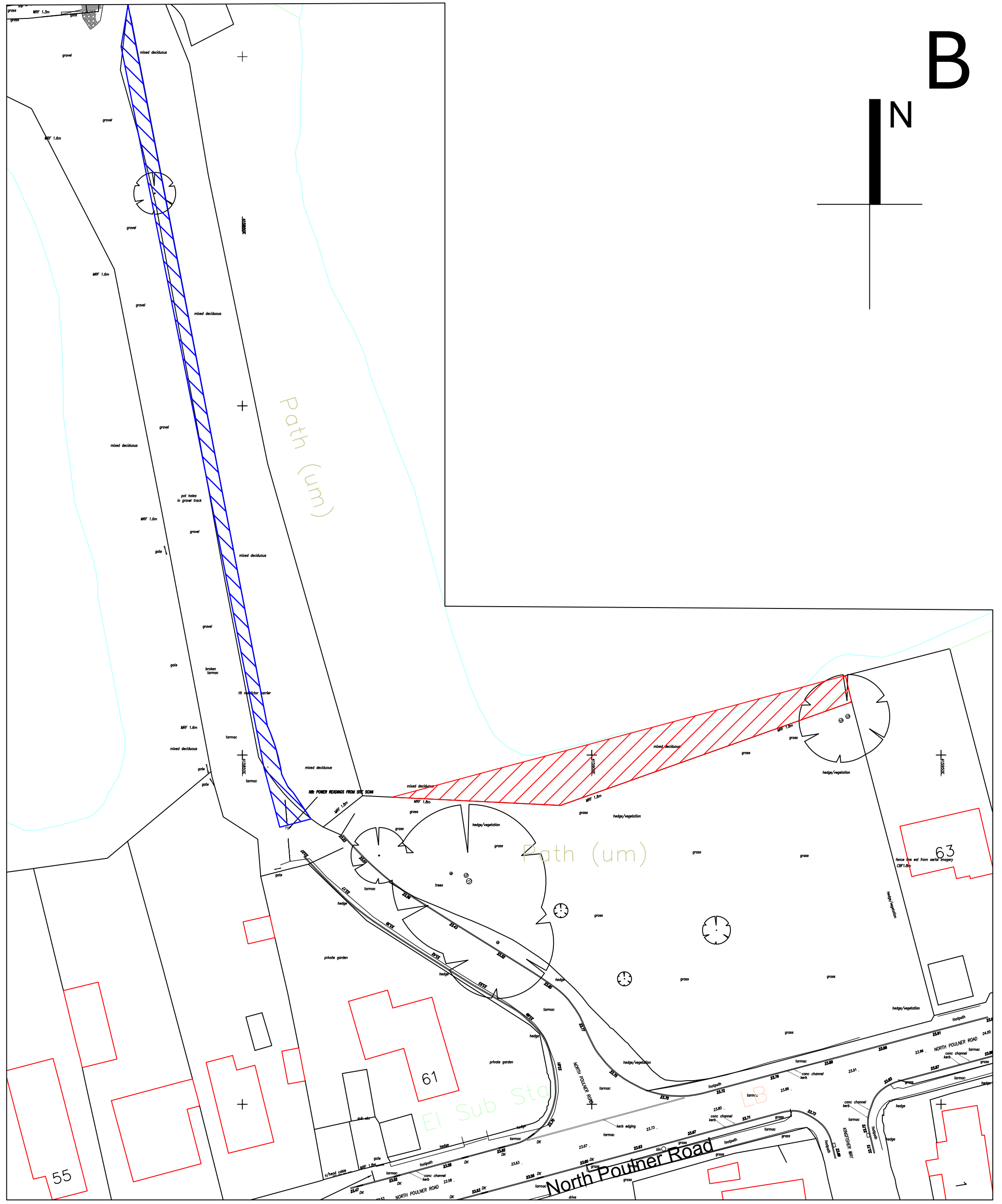
WARNING

If you dishonestly enter information or make a statement that you know is, or might be, untrue or misleading, and intend by doing so to make a gain for yourself or another person, or to cause loss or the risk of loss to another person, you may commit the offence of fraud under section 1 of the Fraud Act 2006, the maximum penalty for which is 10 years' imprisonment or an unlimited fine, or both.

Failure to complete this form with proper care may result in a loss of protection under the Land Registration Act 2002 if, as a result, a mistake is made in the register.

Under section 66 of the Land Registration Act 2002 most documents (including this form) kept by the registrar relating to an application to the registrar or referred to in the register are open to public inspection and copying. If you believe a document contains prejudicial information, you may apply for that part of the document to be made exempt using Form EX1, under rule 136 of the Land Registration Rules 2003.

B



Location

Poulner Lakes, Ringwood

Drawing Title

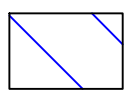
Land transfer plan

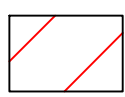
Scale 1:200 @ A1 Date 5.3.2025

Drawn KB	Checked PR	Reviewed --	Approved
-------------	---------------	----------------	----------

Contract no. Drawing no. Revision
 Ri5 - 05 02

KEY

 Area to be transferred from RDAA to RTC

 Area to be transferred from RTC to RDAA

